

Gen 2 Digital a-Si TFT Digital X-Ray Detector produces an impressive image quality for Diagnostic Use

- Built-in Hot Swap
 - 16-bit A/D Conversion
 - IP68 (Water-Resistant)
 - Magnesium & Carbon-fiber body
 - AED (Auto exposure detection) ready
 - Rear-sided handle for user-convenience
- WIRED & WIRELESS IMAGE ACQUISITION**
- 14HQ701G / 10HQ701G: Wired (1.5 sec) / Wireless (2.0 sec)
 - 17HQ701G: Wired (1.5 sec) / Wireless (2.5 sec)



*ASHK100G comes with the panel

The LG second-generation flat panel digital x-ray detector delivers impressive image quality and fine details that take less than seven seconds, whether wired or wireless, to obtain a full process image. This newly developed digital x-ray detector comes with a rear-sided handle for user convenience and enhanced portability. In addition, this uniquely constructed digital x-ray detector is also durable and lightweight due to the combined carbon fiber and magnesium materials, which provides an effortless workflow solution to capture x-ray images and process them for today's medical environment.

INTENDED USE: The Flat Panel Digital X-ray Detector 10HQ701G, 14HQ701G, and 17HQ701G are indicated as a digital imaging solution designed for the general radiographic system for human anatomy. It is intended to replace film or screen-based radiographic systems in all general-purpose diagnostic procedures. Not to be used for mammography.

FEATURE HIGHLIGHTS

ACQUISITION WORKSTATION SOFTWARE (*ASHK100G)

LG's innovative Acquisition Workstation Software (AWS)* drives the new 10HQ701G, 14HQ701G & 17HQ701G DXD products. LG's ASHK100G is a simple workflow solution to capture x-ray images and process them for diagnosis.



ADDED CONVENIENCE FOR EXCELLENT PORTABILITY



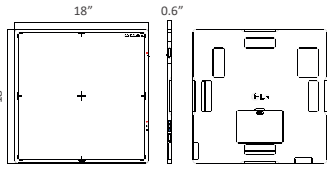
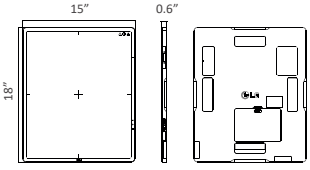
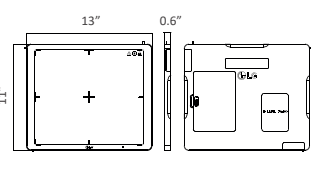
The LG 10HQ701G, 14HQ701G, and 17HQ701G comes with a rear-sided handle for user convenience. The combination of sculpted handgrips with chamfered edge offers excellent portability with a total weight of 4.0 lbs (10HQ701G), 7.1 lbs (14HQ701G), and 8.2 lbs (17HQ701G).

CHECK AND MONITOR INFORMATION DISPLAY

The embedded OLED info display lets users check and monitor the current state of DXD, such as the connection state, battery life, access point and auto storage.



TECHNICAL SPECIFICATIONS

Model		17HQ701G (17 x 17-inch)	14HQ701G (14 x 17-inch)	10HQ701G (10 x 12-inch)
Dimension / Weight (Including battery)		18" x 18" x 0.6" 	15" x 18" x 0.6" 	11" x 13" x 0.6" 
		3.7 kg (8.2 lbs)	3.2 kg (7.1 lbs)	1.8 kg (4 lbs)
Intended Use		General Radiography		
TFT Type		a-Si		
Scintillator		CsI		
Pixel Pitch		140 μm		
Image Area	X-ray Sensitive Pixels	3072 x 3072 pixels	2500 x 3052 pixels	2048 x 1792 pixels
	TFT Active Area	430.08 x 430.08 mm	358.40 x 430.08 mm	286.72 x 250.88 mm
MTF	MTF @ 0.5lp/mm (Typical)	84%		
A/D Conversion		16 bit		
Data Output		16 bit		
Communication	Type	Wired / Wireless		
	WLAN	IEEE802.11a/b/g/n/ac, 2.4GHz/5GHz		
	Auto Exposure Detection	Yes		
Cycle Time		4.5 sec (Wired) / 5 sec (Wireless)		
Full Image Transfer (Typical) *Without window time		1.5 sec (Wired) / 2.5 sec (Wireless)	1.5 sec (Wired) / 2 sec (Wireless)	
Durability	Maximum Load Weight	Full (Uniform Load) : 400 kg (881.8 lbs) Local (Point Load) : 200 kg (440.9 lbs)		
	Water-Resistant	IP68		
	Sensor Protection Plate	Carbon Fiber Plate		
Battery	Operation Time	300 shots / 7.5 hrs (Typical) (Condition : Cycle Time 90 sec)		
	Charging Time	3 hrs (Type)		
	Hot Swap	Yes (1 Min)		
Accessories	Cable	Power Cord, Main Cable 7 m (LAN Cable, Sync Cable Option)		
	Other	Battery Charger		
		2 x Battery Packs		
		Control Box		
FDA 510(k) Clearance		K221434	K221394	K221461

ACQUISITION WORKSTATION SOFTWARE (ASHK100G)

FDA 510(k) Clearance	K191188
----------------------	---------

WATCH THE VIDEO
WHY LG MEDICAL SOLUTIONS



FOLLOW US ON
LINKEDIN



SCAN QR CODE TO
CONTACT US

